



High-Performance Servo Drives

Hardware and software design innovations deliver superior servo performance, high power density, simple commissioning, and extensive versatility in a cost-effective package.

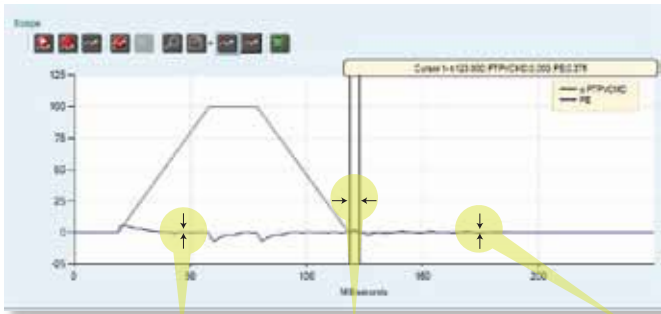
New current loop design achieves an industry-leading frequency response of 3-5 kHz



High sampling rates and flexible filtering options provide a faster response, and ensure maximum machine accuracy and throughput.

Advanced autotuning minimizes position error and settling time to almost zero

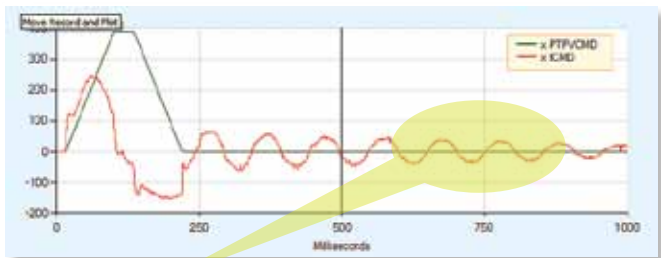
Engineering experience and expertise has been implemented in a sophisticated autotuning function that performs optimal configurations for a difference making performance.



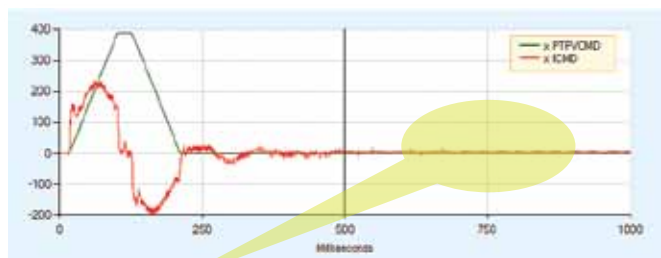
Minimum position error Settling time of almost zero No oscillations at stand-still

Innovative anti-vibration control algorithm eliminates mechanical resonance

An active non-linear algorithm eliminates vibration in highly flexible resonant systems. Commissioning is easy, using just a few gain parameters.



Without anti-vibe control



With anti-vibe control

Key benefits

- High performance control of all permanent magnet servo motors
- Interfaces multiple feedback devices
- I/O programming for any drive functionality
- Advanced control algorithms achieve maximum machine accuracy and throughput
- High power density in a small footprint
- Safe Torque Off (STO)
- Simple commissioning using ServoStudio™ GUI along with comprehensive parameterization options for optimal configuration
- Fast firmware modifications to meet particular application needs
- CE and UL compliance
- Competitive price
- 30-month warranty period

Offered with matched servo motors for optimal performance



PRO Series

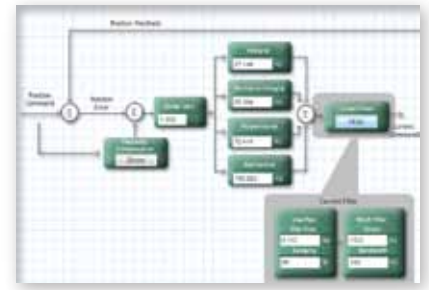
100 W - 8.3 kW
0.3 Nm - 40 Nm

MT Series

50 W - 4.5 kW
0.16 Nm - 28 Nm

ServoStudio™ wizard for simple commissioning in 4 steps

- Step-by-step guidance through the setup and tuning process
- Excellent results for novice users within minutes
- Real-time data recording and plotting
- Easy integration of servo axes
- Plug-and-play motor and feedback wiring



Rating and dimensions

Model	Input Voltage (VAC)	Input Power Main Circuit	Continuous Current (A _{rms})	Peak Current (A _{rms})	Width (mm)	Height (mm)	Depth (mm)
CDHD-1D5	120/240	1 Phase	1.5	4.5	43.2	150	143.7
CDHD-003	120/240	1 Phase	3	9	43.2	150	143.7
CDHD-4D5	120/240	1/3 Phase	4.5	18	54.7	150	167.4
CDHD-006	120/240	1/3 Phase	6	18	54.7	150	167.4
CDHD-008	120/240	1/3 Phase	8	28	61.8	170	181.6
CDHD-010	120/240	1/3 Phase	10	28	61.8	170	181.6
CDHD-013	120/240	3 Phase	13	28	61.8	170	181.6
CDHD-020	120/240	3 Phase	20	48	117.4	233.8	193.5
CDHD-024	120/240	3 Phase	24	48	117.4	233.8	193.5
CDHD-003	400/480	3 Phase	3	9	110	162.8	193.1
CDHD-006	400/480	3 Phase	6	18	110	162.8	193.1
CDHD-012	400/480	3 Phase	12	24	117.4	234	193.5
CDHD-020	400/480	3 Phase	20	60	147	334	192
CDHD-030	400/480	3 Phase	30	70	147	334	192

Communication:

CANopen®*
EtherCAT®*
USB*
RS232
Daisy Chain
PWM

Motor feedback:

Incremental Encoder
Hall Sensors
Resolver
Sine Encoder (e.g., EnDat®, Hyperface®)
SSI Encoder (e.g., EnDat®, Nikon®, Tamagawa®)
Motor Temperature

I/Os:

Digital: 11 x Input, 6 x Output
Analog: 1 x Input or 2 x Input*, 1 x Output
Pulse & Direction
Equivalent Encoder Output
Secondary Feedback
Fault Output Relay

*Some features are not available on all models.

Ordering information

CDHD - 006 2A AP 1

CDHD Servo Drive – HD Series

Rating	120/240 VAC	
	Cont [Arms]	Peak [Arms]
1D5	1.5	4.5
003	3	9
4D5	4.5	18
006	6	18
008	8	28
010	10	28
013	13	28
020	20	48
024	24	48

Rating	400/480 VAC	
	Cont [Arms]	Peak [Arms]
003	3	9
006	6	18
012	12	24
020	20	60
030	30	70

Interface Options	
AP *	Analog Voltage, Pulse Train Ref, RS232
AF *	Analog Voltage, Pulse Train Ref, CANopen, USB, RS232
EC **	EtherCAT, USB, RS232
PB ***	PWM Power Block

* Standard configuration with one analog input
** Standard configuration with two analog inputs
*** PB0 and PWM power block do not have analog input option

AC and Controller Input Power Supply	
2A	Input Single Phase 120 L-L VAC +10% -15% 50/60 Hz Input Single Phase 240 L-L VAC +10% -15% 50/60 Hz Input Three Phase 120-240 L-L VAC +10% -15% 50/60 Hz
4D	AC Input Power Supply: - Input Three Phase 400 L-L VAC +10% -15% 50/60 Hz - Input Three Phase 480 L-L VAC +10% -15% 50/60 Hz 24 VDC input for control board power supply

Analog Input	
0	Power block
1	One analog input, 16 bit
2	Two analog inputs, 14 bit each



For specifications and manuals, go to
www.servotronix.com/CDHD.html

Play Video



SERVOTRONIX
always in motion™

info@servotronix.com
www.servotronix.com